


2.4GHz 150Mbps Outdoor Wireless Access Point

TL-WA7210N

⦿ Features:

- 12dBi dual-polarized directional antenna boosts wireless range
- Dedicated power amplifier and low noise amplifier improve radio performance
- Up to 500mw power for longer distance transmission
- Weather proof enclosure, 4KV lightning protection, grounding terminal integrated and 15KV ESD protection
- Complies with IEEE 802.11b/g/n, wireless speed up to 150Mbps
- Supports AP Client Router (WISP Client), AP Router and AP operation mode
- Up to 60 meters (200 feet) of flexible deployment with included passive Power over Ethernet Injector
- Provides external RP-SMA connector for higher gain antenna upgrade
- Supports Antenna Alignment , Distance Setting, Ping Watch Dog and Wireless Speed Test



⦿ Description:


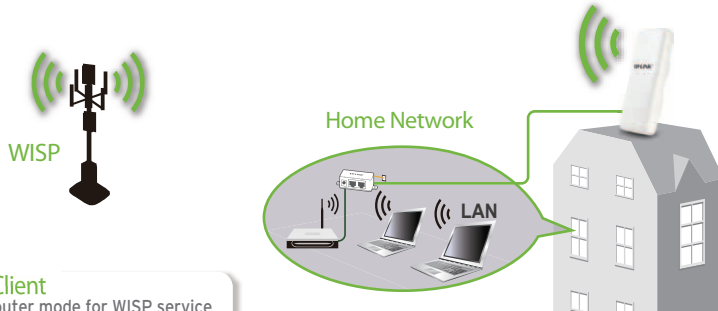
TP-LINK High Power Wireless Access Point TL-WA7210N is dedicated to WISP CPE solutions and long distance wireless network solutions. It features up to 500mw wireless transmission power and has a built-in 12dBi dual-polarized antenna which provides an efficient way to pick up and maintains a stable signal for a wireless network connection ranging multiple kilometers.

Specifications:

Hardware Features	
Interface	1 10/100Mbps Auto-Sensing RJ45 Port(Auto MDI/MDIX, PoE) 1 External Reverse SMA Connector 1 Grounding Terminal
Button	Reset Button
External Power Supply	12VDC/1.0A Passvie Power over Ethernet (Supported Ethernet Cable Length > 60 meters)
Wireless Standards	IEEE 802.11n, IEEE 802.11g, IEEE 802.11b
Antenna	12dBi Dual-Polarized Directional Antenna
Dimensions (W x D x H)	10.4 x 4.7 x 3.2 in. (265x120x83mm)
Antenna Beamwidth	Horizontal: 60° Vertical: 30°
Protection	15KV ESD Protection 4000V Lightning Protection Grounding Terminal Integrated
Wireless Features	
Frequency	2.4-2.4835GHz
Signal Rate	11n: Up to 150Mbps(dynamic) 11g: Up to 54Mbps(dynamic) 11b: Up to 11Mbps(dynamic)
Reception Sensitivity	802.11n 150M: -76dBm, 121.5M: -78dBm, 108M: -80dBm, 81M: -84dBm, 54M: -87dBm 40.5M: -91dBm, 27M: -92dBm, 13.5M: -95dBm 802.11g 54M: -79dBm, 48M: -81dBm, 36M: -85dBm, 12M: -92dBm, 6M: -95dBm
Wireless Modes	AP Router Mode AP Client Router Mode (WISP Client) AP / Client / Bridge / Repeater Mode
Wireless Functions	WDS Bridge, Wireless Statistics
Wireless Security	SSID Enable/Disable MAC Address Filter 64/128/152-bit WEP Encryption, WPA/WPA2, WPA-PSK/WPA2-PSK (AES/TKIP) Encryption
Advanced Functions	Provides 4-level signal LED indicator
Transmission Power	<20dBm (EIRP, For countries using CE Standards) <27dBm (Peak Output Power, For countries using FCC Standards)
OTHERS	
Certification	CE, FCC, RoHS
System Requirements	Microsoft Windows 98SE, NT, 2000, XP, Vista™ or Windows 7/8, MAC OS, NetWare, UNIX or Linux.
Environment	Environment Operating Temperature: -30°C~70°C (-22 ℉ ~158 ℉) Storage Temperature: -40°C~70°C (-40 ℉ ~158 ℉) Operating Humidity: 10%~90% non-condensing Storage Humidity: 5%~95% non-condensing

Diagram:

Multiple Applications



Package:

- 2.4GHz 150Mbps Outdoor Wireless Access Point TL-WA7210N
- Power Supply Unit
- PoE Injector
- Pole Mounting Kits
- Quick Installation Guide
- Resource CD

Related Products:

- 5GHz 150Mbps Outdoor Wireless Access Point TL-WA7510N
- 2.4GHz High Power Wireless Outdoor CPE TL-WA5210G